





SPF SIG Indicator Matrix Training
Albuquerque (3/17/09)
Las Cruces (3/19/09)
10:00-4:00

Agenda

Time	Topic
10:00	Introduction, Welcome, Training Overview
10:20	Indicators
11:00	Process Measures and Local Level Outcomes
12:00	Lunch (on your own)
1:15	Process Measures and Local Level Outcomes continued...
1:30	Using the Indicator Matrix in Your Community
3:45	Closing and Evaluations

Training Objectives:

-  Define the term: indicator.
-  Explain process and outcome measures.
-  Describe the relationship between contributing factors and outcomes.
-  Explain how to use the Indicator Matrix to identify local process and outcome measures.

New Mexico
Substance
Abuse
Prevention
Training
System



www.nmtraining.org

SPF SIG Indicator Matrix

Is This an Indicator?

Place an “X” in the YES column next to each item that you believe to be an indicator and in the NO column for those that are not. Be prepared to defend your answers.

Yes	Indicator Examples	No
	Mean income of a county	
	Quality of a prevention program	
	Amount of pollution in the air	
	Letters of Agreement	
	Amount of toxins in the Rio Grande	
	Number of people who filed for unemployment	
	Passage of a Nuisance Abatement Ordinance	
	Number of new trees growing in designated area of the forest	
	Interest rates	
	Number of births in a city	
	Product placement in local convenience store	
	Grade Point Averages	
	Improved information sharing methods	
	Media Spots around DWI	
	Merchant Education provided to merchants	

Process Measures/Indictors Worksheet

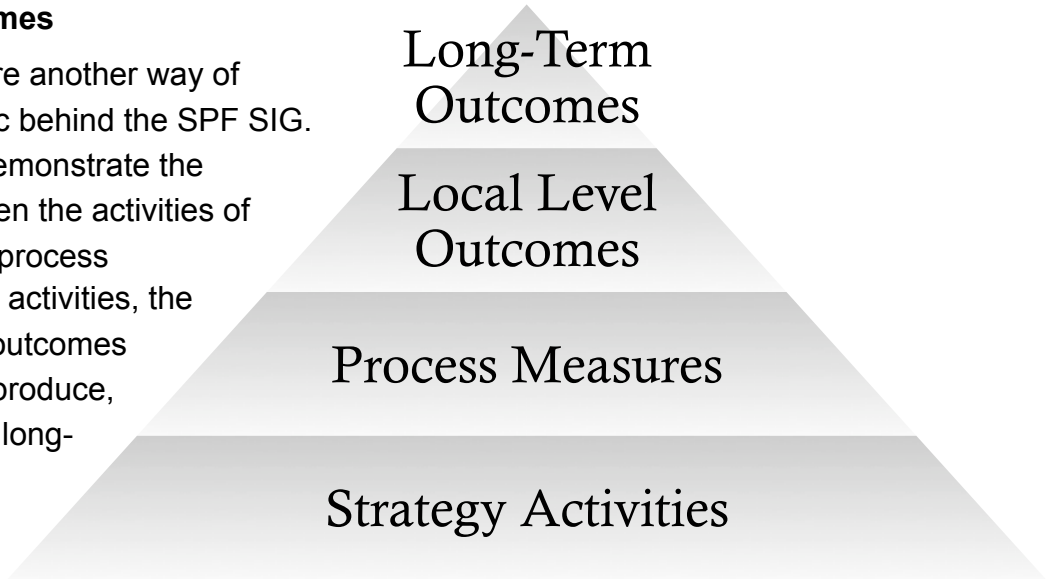
Strategy	Activities	Process Measure/Indicators
Sobriety Check Points	<p>Meet with Local Law Enforcement</p> <p>Coordinate checkpoint among law enforcement agencies</p> <p>Example</p> <p>Cross training officers</p>	<p># of meetings</p> <p># of officers and agencies attending meetings</p> <p># of checkpoints per month</p> <p># of cars through checkpoints</p> <p># of cars selected/approached by LE at checkpoints</p> <p># of arrests resulting from checkpoint</p> <p># of training conducted</p> <p># of officers in attendance</p>

Achieving Outcomes

These diagrams are another way of examining the logic behind the SPF SIG.

These pyramids demonstrate the relationship between the activities of each strategy, the process measures of those activities, the local level results/outcomes each strategy will produce, and ultimately, the long-term outcomes (behavior changes and reductions in crashes). Long-

term outcomes can only be achieved in this “hierarchical” order. If local level outcomes (aka: short-term and immediate) are not produced, the communities and the state will not be able to produce long-term outcomes.



Example using Retail Availability